

























Spring Term 2024 Griffin Class Tomb Raiders Homework Grid

Please choose one piece of homework each week to complete. Make sure you choose homework from different sections of the grid and hand one piece in each Monday.

<p>Language, Literacy & Communication</p> 	<p>Create a word search or crossword about ancient Egypt.</p> 	<p>Using the words – Ancient Egypt create an acrostic poem.</p> <p>W I N T E R</p> <p>inter wonderland ce is slippery othing is hot he weather is cold verything you touch is cold eally cold</p>  <p style="text-align: center; font-size: small;">Name: Zenab</p>	<p>Create a fact file about ancient Egypt. Think about the river Nile, the Pyramids, the gods, food and drink, their clothing and the houses.</p> 	<p>Write a newspaper report about a new exciting archaeological discovery. Remember to include the 5 W's!</p> 
<p>Science & Technology</p> 	<p>Create a time line power point</p> 	<p>Complete the Ancient Egypt quiz on: www.lancsngfl.ac.uk/curriculum/history/download/file/pyramids.swf</p>	<p>Explore the information on: www.bgfl.org/bgfl/custom/resources_ftp/client_ftp/ks2/history/egyptians/in</p>	<p>Research a pharaoh and create a fact-file on them.</p> 
<p>Expressive Arts</p> 	<p>Create your own tomb or coffin for a mummy. Remember they are decorated with a picture of the person and show off their wealth.</p> 	<p>Research the ancient Egyptian hieroglyphic alphabet and write them out. Then create your own and use it to write your name.</p> 	<p>Make an Egyptian mummy.</p> 	<p>Make a papyrus scroll.</p> 

<p>Working Together</p> 	<p>Make Ancient Egyptian bread (http://egyptianfoodrecipes.com/ancient-egyptianbreadrecipe/)</p> 	<p>Visit a travel agent and explore modern Egypt and the cost for a family to visit on holiday. Report your findings.</p> 	<p>Design and make a boat which can float, just as the Egyptians did to sail down the River Nile.</p> 	<p>Build a Pyramid.</p> 																					
<p>Maths & Problem Solving (Maths, thinking skills, Logic, Problem solving)</p> 	<p>Design an adventure island on squared paper and use grid references to show where the features are.</p> 	<p>Find out how the ancient Egyptians wrote numbers. Can you write some sums?</p> <table border="1" data-bbox="757 743 1137 887"> <tr> <td></td> <td></td> <td></td> <td></td> <td></td> <td></td> <td></td> </tr> <tr> <td>1</td> <td>10</td> <td>100</td> <td>1000</td> <td>10000</td> <td>100000</td> <td>10⁶</td> </tr> <tr> <td colspan="7">Egyptian numeral hieroglyphs</td> </tr> </table>								1	10	100	1000	10000	100000	10 ⁶	Egyptian numeral hieroglyphs							<p>Create your own temple. Use different 3D shapes. Can you name them and talk about their properties. E.g. How many faces/edges etc. Be prepared to discuss with the class.</p> 	<p>Design a map of a Pharaoh's tomb. Write a set of compass directions to get to the centre to find the treasure. Don't forget the hidden traps!</p> 
1	10	100	1000	10000	100000	10 ⁶																			
Egyptian numeral hieroglyphs																									
<p>Welsh Dimension</p>	<p>Have fun improving your Welsh vocabulary and skills through the mini games on the Campau Cosmig app</p>	<p>Make your own set of Welsh Egypt cards to play some games with.</p> 	<p>Cymraeg - CBeebies - BBC Use the link above to play games and do activities around learning Welsh in a fun way.</p>	 <p>On hwb go to resources and type in Rly the Dragon word games to have some fun learning Welsh.</p>																					

If you have any creative ideas of your own which you would like to do one week instead of doing one of the projects that's great. Any word processing, PPTs or other ICT based learning, needs to be uploaded onto your 'Egypt' Hwb folder.

Please remember your Hwb folders are where you store your home or school based **digital learning** only.

We look forward to seeing your wonderful creations!