






















Autumn Term 2023 Dosbarth Ffenics: Dangerous Disasters Homework Grid

Choose a piece of work to complete each week and hand in Monday morning. Dosbarth Ffenics will also be receiving weekly spellings and on some occasions they will receive a piece of maths work to help them consolidate their learning from that week.

Please remember to continue to read your books at home at least 10minutes a day as this is part of your homework.

<p>Language, Literacy & Communication</p>	<p style="text-align: center;"><u>Create a shape Poem</u></p> <p>Become a poet and develop a descriptive poem about a natural disaster of your choice. Try to make it in the shape of your disaster.</p> <div style="text-align: center;">  <p><i>In a twist</i> We felt the rain, wind, and hail, and then the thunder and lightning came. The clouds gathered up and began to spin like a spinning top, sucking up what like a vacuum cleaner. The ground went round and round, like a merry-go-round. The ground of us were picking up dust. It continued to roar loudly, destroying everything. Along the way boom it went boom</p> </div>	<p style="text-align: center;">"Read all about it!"</p> <p>Become a newspaper reporter and write an exciting article about a natural disaster that has occurred. You can report on one that has happened in the past or let your imagination go wild.</p> <div style="text-align: right;">  </div>	<p>Write a quiz about natural disasters. Ask your family to complete it, then bring it into school and see if your friends can complete it as well.</p> <div style="text-align: right;">  </div>
<p>Science & Technology</p> <div style="text-align: center;">  </div>	<p style="text-align: center;"><u>Paper helicopter investigation</u></p> <p>Use your knowledge of air resistance and gravity to create a paper helicopter that will fall as slowly as possible. Record the timings on a chart or graph.</p> <div style="text-align: center;">  </div>	<p style="text-align: center;"><u>DIY Tornado in a bottle</u></p> <p>Research how to make your very own tornado in a bottle. You can either video it in motion and share it on Hwb or bring it into school to demonstrate to everyone.</p> <div style="text-align: right;">  </div>	<p>Make a PPT at least 5 slides linked to our topic. Upload it to your Hwb folder and present it to the class like the teacher!</p> <div style="text-align: center;">  </div>
<p>Expressive Arts</p> <div style="text-align: center;">  </div>	<p style="text-align: center;"><u>Collage Time</u></p> <p>Use some different scrap materials found round the house to make a collage of a volcano, tsunami or tornado.</p> <div style="text-align: center;">  </div>	<p style="text-align: center;"><u>Lights, Camera and Action!</u></p> <p>See if you can act out being a tv newsreporting that has been caught up in some extreme weather conditions.</p> <div style="text-align: center;">  </div>	<p style="text-align: center;"><u>Design a poster.</u></p> <p>Research how to stay safe if a forest fire occurs. Then design a poster that can inform others of how to protect themselves and others.</p> <div style="text-align: center;">  </div>

<p>Health & Well-Being</p> 	<p><u>Time to get Fit!</u></p> <p>Perfect opportunity to get out of the house and get active. Go for a bike ride, a long walk or take part in an outdoor sport. Whatever suits you, record your exercise journey over two week and then share with the class.</p> 	<p><u>Staying Safe</u></p> <p>Talk about how to keep yourself safe in a variety of situations. Discuss "What if..." scenarios at home. Then create an action plan of how to stay safe from your "What if..." scenarios.</p>	<p>Easy chocolate molten cakes recipe BBC Good Food</p> <p>Have a go at creating this delicious lava-cake. Take a photo and create a short description about it.</p> 
<p>Maths, thinking skills, Logic, Problem solving)</p> 	 <p>Create a graph of the 10 most deadly natural disasters in the world. You can either draw or create it on the computer.</p>	<p>Design a support package of 10 items for families who have been affected by a natural disaster. List the items that you would need and price them up to find how much the package would cost in total. Think carefully about what people would need the most.</p> 	 <p>Practice Times Tables</p> <p>Sign into TTRS and play on Soundcheck at least 5 times. Record your fist score and see if you can beat your score.</p>
<p>Welsh Dimension</p> 	<p><u>Translation, Translation, Translation.</u></p> <p>Create a Welsh dictionary of 10 words or phrases that are linked to our topic and find the translations of them.</p>	<p>Improve your Welsh vocabulary by visiting the Campau Cosmig app.</p> 	<p>Complete 5 items from the interactive mat. It will be shared in our class J2Messages on Hwb.</p> 

If you have any creative ideas of your own which you would like to do one week instead of doing one of the projects that's fine. Any word processing, photos, PPTs or other ICT based learning needs to be uploaded onto your Hwb folder.

Please remember your Hwb folders are where you store your home or school based digital learning only.

You need to remember to leave a brief comment for the teacher each time you upload or do some homework on Hwb otherwise we don't know you have been busy doing extra learning!

We look forward to seeing your wonderful creations!