
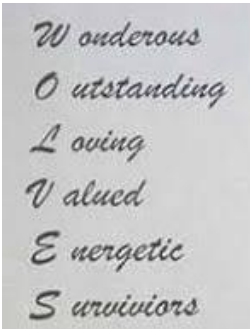

















Summer Term Reception Homework Grid - Once Upon A Time

Please choose one piece of homework each week to complete. Make sure you choose homework from different sections of the grid and upload one piece of work to your child's HWB file. We will show in class each Monday.

<p>Language, Literacy and Communication</p> <p>English</p>	<p>Write some instructions linked to a traditional tale e.g. how to make porridge, how to make a gingerbread man, how to cross the bridge, how to trick a wolf, etc.</p> <p><i>Making porridge</i></p> <p>Ingredients 1 cupful porridge oats 1 cupful milk 1 cupful water 1 dessert spoon sugar A pinch of salt</p> 	<p>Write an acrostic poem about a character from a traditional tale.</p> 	<p>Practise letter formation with your child. Make sure they are holding their pencil correctly and starting and finishing in the correct place.</p> <p>abcdefghijklmnopqrstuvwxyz</p>	<p>Reception -Recap all of Phase 2 and 3 sounds. Learn how to read and write some of the phase 2 and 3 tricky words.</p> <p>You could access Phonic Play https://www.phonicsplay.co.uk/</p> 
<p>Language, Literacy and Communication</p> <p>Welsh Cymraeg</p>	<p>Make a poster of your family and label the different people in Welsh</p> 	<p>Draw a scene from a traditional tale and label the objects in Welsh.</p> 	<p>Visit the Cyw website to access a Welsh activity.</p> <p>http://www.s4c.cymru/cyw</p> 	<p>Listen to a story in Welsh. You could use the free Magi Ann app to read stories.</p> 
<p>Expressive Arts</p>	<p>Make a shoebox garden for a character from a traditional tale</p> 	<p>Create a basket for Red Riding Hood to carry her things to Grandma's house</p> 	<p>Go to https://www.bbc.co.uk/teach/school-radio/music-ks1-traditional-tales-index/zbx7qp3 and learn a song about a traditional story. The music content in this series explores three well-known traditional stories. Each story is accompanied by two songs which focus on the action of the stories.</p>	<p>Make a collage or paint a picture from your favourite scene in a traditional tale.</p> 

Science and Technology.	<p>Make a raft for the Billy Goats Gruff so they don't need to cross the bridge. Make a basic raft, then tested to see if the rafts could support the weight of a toy goats without sinking.</p> 	<p>Using JIT5 on Hwb, make a picture about one of the traditional tales.</p> 	<p>Design and make a model of a scene from a traditional tale .</p> 	<p>Design a house for a fairy tale character using construction materials; upload a photo of it onto your Hwb (j2launch) folder.</p>
Mathematics and Numeracy	<p>Continue to learn numbers up to 20, write and order them correctly. Continue to practise counting objects reliably and matching them to the correct number card, If your child is confident at recognising and counting, try adding one more or one less.</p> 	<p>Make a model from a traditional tale like a pig's house or a giant's castle, etc. using 2D or 3D shapes getting the children to name the shapes they are using.</p> 	<p>Make some houses or bean stalks and measure them. Which is the tallest? Which is the smallest? Compare the sizes.</p>	<p>Continue to learn the days of the week and the order they come in as well as the months of the year. Extension - if your child is secure at this, start to look at recognising o'clock.</p> 
Humanities	<p>Go on a walk in your local area and make a list of all the different wildlife you see.</p>	<p>Go and visit a local castle. What do you notice? You could draw or take some photos.</p> 	<p>Explore different images of homes from around the world and explore building materials. Encourage children to reflect upon why homes are different.</p>	<p>Look at the clothes which fairy tale characters wear - How are they different to the clothes we wear today?</p>

If you have any creative ideas of your own which you would like to do one week instead of doing one of the projects that's great. Any word processing other ICT based learning, needs to be uploaded onto your child's Hwb folder.

Please remember your Hwb folders are where you store your home based **digital learning** only. Your child can go on to <https://hwb.wales.gov.uk/> and log in on the top right. Once they have logged in click on j2e on the top right. You then need to select the JiT program. Once you are on JiT you can select different activities to do on the top right. Please give your child the opportunity to have a go on the different programs that Hwb has to offer.

I look forward to seeing your wonderful creations!

Mrs Yorke