




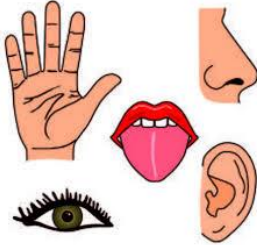
Spring Term Reception & Year 1 Homework Grid

All about me

Please choose one piece of homework each week to complete. Make sure you choose homework from different sections of the grid and hand one piece in each Monday.

Reading is important for your child, to make adequate progress children need to be heard reading often, as well as our daily reading activities.

Please ensure your children are listened to at home as often as possible.

<p>Language, Literacy and Communication</p>	<p>Use Hwb to practise spelling. Log on to Hwb → click J2easy → Select 'J2blast' → choose 'Spell blast' → click 'Go practice' → Select Year</p>  <p>'Reception', 'Year 1' or 'Year 2'. Children can also choose Phase 1-5 Remember to save by clicking the floppy disc icon at the end.</p>	<p>Read it! Ask a grown up what their favourite book was as a child and read it with them! Share your own favourite book and talk about why you both like them. Write a couple of sentences to tell me about the books or bring the book to school.</p> 	<p>Talk about it! Tell someone in your family about your day! What did you learn, what did you do?</p> 	<p>Sense it! Split your page into 5 parts and draw a picture of something you heard, saw, smelled, tasted and touched over the weekend!</p> <p>Or</p> <p>Make an A-Z of body parts.</p> 
--	---	---	--	--

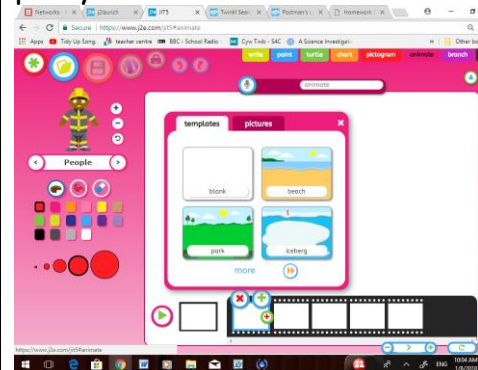
<p>Expressive Arts</p>	<p>Draw a self-portrait.</p> 	<p>Bake it! Choose a classic Welsh/ British dish to make or bake! Photograph or bring in your cooking creation to show your friends! *adult supervision needed.</p> 	<p>Capture it! Either draw, paint, collage the view from your bedroom window! Think about all the things that you can see; do you think you see exactly the same things as your friends?</p> 	<p>Make a piece of jewellery or dressing up item for yourself.</p> 
<p>Science & Humanities</p>	<p>Find out what toys, games and food your grandparents had when they were growing up.</p>	 <p>Wildcard! Come up with your own homework and explain to the class what you have done and tell us WHY you chose to do what you did!</p>	<p>Eat something new.</p> 	<p>Try to name some internal organs of the body. Label a painting, sculpture or model of an organ.</p> 

**Technology
ICT
using Hwb**

Year 1 :Use Hwb to practise spelling. Log on to Hwb →click J2easy→Select 'J2blast' →choose 'Tt blast'→ click 'Go practice' → Select Year Counting in 10s,2s or 5s. Remember to save by clicking the floppy disc icon at the end.



Using JIT (animate) on Hwb to make an animation of a party!



Using JIT (mix) on Hwb to write an interesting fact.

(Year 2: Try to extend your sentence using a connective like... 'because, as, and, so, however and although')



Play parties, ask a grown up to record a short video clip and upload it to your Hwb to share with Class Unicorn.

Can you use an excited, happy voice?

Can you sing a song?

Alternately Use 'Puppet Pals' app to make your own Party show.



**Mathematics
and
Numeracy**

Ask your friends and family what eye colour they are. Make a table, pictogram or tally showing your results.



Write or copy the months in order. Then find out your family's birthdays and add them in.



Measure your family members and put them in order from shortest to tallest. Take a photo and bring it to school or upload to HWB.

Year 1 could measure using a tape measure and record their results.

Investigate - How many fingers and/or toes do you have in your house?

Learn it's.

Learn facts at home this term, off by heart.

Reception -

My hand has 5 fingers. I have 10 fingers. 5+5 fingers makes 10 fingers. Double 1 is 2, Double 2 is 4, Double 3 is 6, Double 4 is 8, Double 5 is 10. Half 6 is 3, half 8 is 4, half 10 is 5.

<p>Welsh Cymraeg</p>	<p>Listen to a story in Welsh. You could use the free Magi Ann app to read stories.</p> 	<p>Listen and join in with a Welsh song. Here is a free app;</p>  <p>Hoff Ganeuon Selog</p>	<p>Visit the Cyw website to access a Welsh activity. http://www.s4c.cymru/cyw</p> 	 <p>'Betsan a Roco yn y Pentref' a free app to develop Welsh language.</p>
<p>Continue to use useful websites and apps</p>	<p>www.teachyourmonstertoread.com</p> 	<p>https://www.oxfordowl.co.uk/ Click on class login: Username & Password: unicorn</p> 	<p>https://www.phonicsplay.co.uk/</p> 	<p>Reception - Year 1 http://www.ictgames.com/resources.html</p> 

If you have any creative ideas of your own which you would like to do one week instead of doing one of the projects that's great. Any word processing and other ICT based learning needs to be uploaded onto your Hwb folder.

Your child can go on to <https://hwb.wales.gov.uk/> and log in on the top right. Once they have logged in click on j2e on the top right. Select the upload button to share homework, alternately select the JiT program. Once you are on JiT you can select different activities to do on the top right. Please give your child the opportunity to have a go on the different programs that Hwb has to offer.

I look forward to seeing your wonderful creations! Mrs Conlin