




















Spring Term 2024 Dosbarth Ffenics: Incredible Inventors Homework Grid

Choose a piece of work to complete each week and hand in Monday morning. Dosbarth Ffenics will also be receiving weekly spellings and on some occasions, they will receive a piece of maths work to help them consolidate their learning from that week.

Please remember to continue to read your books at home at least 10minutes a day as this is part of your homework.

<p>Language, Literacy & Communication</p>	<p style="text-align: center;"><u>Create three Limerick Poems</u></p> <p>Develop three humorous poems of your choice. They need to either link to our topic, science, language, or something about you.</p>	<p style="text-align: center;"><i>"Read all about it!"</i></p> <p>Become a newspaper reporter and write an exciting article about a new invention that has been created. You can report on one that has happened in the past or in the present day that interests you.</p> 	<p>Write a quiz with ten questions about one of your favourite inventors/inventions. Ask your family to complete it, then bring it into school and see if your friends can complete it as well.</p> 
<p>Science & Technology</p> 	<p style="text-align: center;"><u>Invention!</u></p> <p>See if you can invent something yourself. It might be a life hack, new recipe, new game, or object that can be used. Either bring your invention in or take a video of your invention to share with the class.</p>	<p style="text-align: center;"><u>Make your own Sundial.</u></p> <p>Linked to your science unit this term about light, create your own sundial at home. Bring it in to show us in school.</p>  <p style="text-align: center;">Make a Sundial clock - DIY experiment (youtube.com)</p>	<p>Make a PPT at least 5 slides linked to our topic. Upload it to your Hwb folder and present it to the class like the teacher!</p> 
<p>Expressive Arts</p> 	<p style="text-align: center;"><u>Create Some Music</u></p> <p>See if you can find objects around your house and develop your own rhythmic piece of music. If your feeling confident, share with class either through a video or bring the object in.</p> 	<p style="text-align: center;"><u>Shadow Puppet Show</u></p> <p>Linked to your science unit on light, create a shadow puppet show. Record it and upload a video to your Hwb account to be shared with the rest of the class.</p> 	<p style="text-align: center;"><u>Design a poster.</u></p> <p>To promote our school's Eisteddfod taking place in March. See if you can create an eye-catching bilingual poster.</p> 

<p>Health & Well-Being</p> 	<p><u>Track your Fitness.</u> Create a weekly planner of your activities that you participate in each week. See if you can do something active each day. e.g. Go for a walk, swimming lesson, sports club, or a sports competition on the weekend.</p> 	<p><u>On the 17th Feb its National Random Acts of Kindness Day.</u> Instead of being just on one day see if you can complete at least 5 random acts of kindness to put a smile on someone's face. List your acts and share with the class.</p> 	<p><u>Eating Healthy</u> Invent a new kind of healthy snack. It could be a smoothie, or a baked or chilled item of your choice.</p> 
<p>Maths, thinking skills, Logic, Problem solving)</p> 	<p><u>Ratio.</u> Follow a simple Welsh Cake recipe that make 10 cakes. Work out the measurement of the recipe to make 20 cakes, 5 cakes and 15 cakes.</p> <p>220g self-raising flour 56g caster sugar 110g margarine or butter 1 or 2 handfuls of sultanas 2 free-range eggs</p>	<p>On a weekend, keep a record of how long the daylight lasts for. Leave a week and record a new set of times. Compare with your first reading and decide if daylight is getting longer or shorter. Work out how much is has changed by.</p> 	 <p>Practice Times Tables Sign into TTRS and play on Soundcheck at least 5 times. Record your fist score and see if you can beat your score.</p>
<p>Welsh Dimension</p> 	<p><u>Cymru a Fi</u> Take a walk around your local area and see how many Welsh words you can spot. If you want to explore more, then visit a popular Welsh destination and take some photos of your visit.</p>	<p>Improve your Welsh vocabulary by visiting the Campau Cosmig app.</p> 	<p>Complete 5 items from the interactive mat. It will be shared in our class J2Messages on Hwb.</p> 

If you have any creative ideas of your own which you would like to do one week instead of doing one of the projects that's fine. Any word processing, photos, PPTs or other ICT based learning needs to be uploaded onto your Hwb folder.

Please remember your Hwb folders are where you store your **home or school based digital learning only.**

You need to remember to leave a brief comment for the teacher each time you upload or do some homework on Hwb otherwise we don't know you have been busy doing extra learning!

We look forward to seeing your wonderful creations!